

DECLARATION OF PERFORMANCE
HU-DoP_MA_002

1. Unique identification code of the product-type

Rigips metal accessory

2. Type allowing identification of the construction product

Based on data printed on the product and/or on the pallet label

3. Intended use or uses of the construction products by the manufacturer

The products are used as components of internal suspended ceilings, partitions and other plasterboard systems (accordingly to standard MSZ EN 13964 paragraph 3.1.5)

Area code: 20 – Structural metallic products and ancillaries

4. Name and registered trademark of the manufacturer

Saint-Gobain Construction Products Hungary Kft.

H-2085 Pilisvörösvár, Bécsi út 07/5 hrsz.

Rigips brand is a registered trademark

5. System or systems of assessment and verification of constancy of performance of the construction product as set out in Annex V.

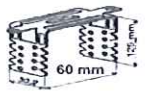

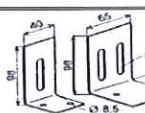
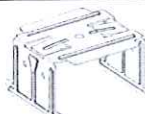

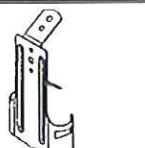
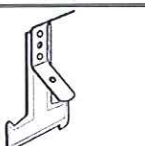
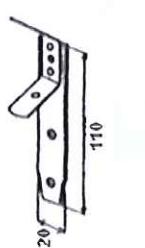
System 3









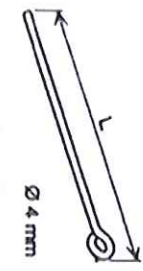
6. In case of the declaration of performance concerning a construction product covered by a harmonised standard

The product is in conformity with the harmonized European Standard EN 13964:2006 + A1:2007

7. Declared performance

Essential characteristics	Performance	Harmonised technical specification
Reaction to fire	A1	standard MSZ EN 13964 (paragraph 4.4.2.1)
Corrosion protection	Class B	standard MSZ EN 13964 (paragraph 4.8 table 7. and 8.)
Load bearing capacity	according to table below	standard MSZ EN 13964 (paragraph 5.)

Name of item	Designation	Picture	Thickness (mm)	Admissible load admF EN 13964 [N]	Load-bearing capacity at rupture (normal failure load)	Recommended load admF [N]	Load-bearing capacity class DIN 18168-2 [kN]
Straight ceiling susp. CD 125 mm	PZ 60/1,0		1,00	963	2979	500	0,25
Straight ceiling susp. CD 125 mm	PZ 125/1,0		1,00				
Straight ceiling susp. CD 200 mm	PZ 200		1,00				
Acoustic hanger 3-6	AZ 35 /1,0		1,00	1115	3415	400	0,40
Acoustic hanger 6-9	AZ 65 /1,0		1,00				
Acoustic hanger 9-12	AZ 95 /1,0		1,00				
Connecting angle 100x50x45	UA45/2,0		2,00	NPD	NPD	NPD	NPD
Connecting angle 100x75x65	UA65/2,0						
Cross connecting piece	K3		0,80	487	1737	400	0,25
Angular Connecting	UK1		0,80	261	854	250	0,15
Quick hanger 4-pointed	Z4		0,80	306	306	250	0,25
Quick hanger	Z5		1,00	479	1373	250	0,15
Quick hanger for Wood	ZD1		1,50	344	986	250	0,15

Name of item	Designation	Picture	Thickness (mm)	Admissible load admF EN 13964 [N]	Load-bearing capacity at rupture (normal failure load)	Recommended load admF [N]	Load-bearing capacity class DIN 18168-2 [kN]
Double Spring	SF1		0,60	462	1378	400	0,15
CD hanger 90 mm	KZ 90		1,00	393	1225	250	0,25
CD hanger 170 mm, rounded	KZ 170 /1,0		1,00	393	1225	250	0,25
Nonius bottom part	NS		1,20	343	839	250	0,25
Nonius upper part 140 mm	HN 140		1,00	426	1011	400	0,25
Nonius upper part 240 mm	HN 240						
Nonius upper part 340 mm	HN 340						
Nonius upper part 440 mm	HN 440						
Nonius upper part 540 mm	HN 540						
Nonius upper part 640 mm	HN 640						
Nonius upper part 740 mm	HN 740						
Nonius upper part 840 mm	HN 840						
Nonius upper part 940 mm	HN 940						
Nonius upper part 1040 mm	HN 1040						
Nonius upper part 2000 mm	HN 2000						
Nonius upper part 3000 mm	HN 3000						
Nonius for T-profile	NST		1,20	344	986	150	0,15
Nonius for Wood	NSD		1,20	344	986	150	0,15
Nonius cotter	DPK		1,00	426	1011	400	0,25
Wire with eye 125 mm	OES 0125		4,00	462	1378	400	0,15
Wire with eye 250 mm	OES 0250						
Wire with eye 375 mm	OES 0375						
Wire with eye 500 mm	OES 0500						
Wire with eye 750 mm	OES 0750						
Wire with eye 1000 mm	OES 1000						
Wire with eye 1200 mm	OES 1200						
Wire with eye 1250 mm	OES 1250						
Wire with eye 1500 mm	OES 1500						
Wire with eye 1750 mm	OES 1750						
Wire with eye 2000 mm	OES 2000						
Wire with eye 2500 mm	OES 2500						
Wire with eye 3000 mm	OES 3000						
Wire with eye 3500 mm	OES 3500						
Wire with eye 4000 mm	OES 4000						
Wire with eye 5000 mm	OES 5000						
			4,00	462	1378	400	0,15



Rigips

SAINT-GOBAIN

HU-DOP_MA_002

July 23, 2015

Page 4 / 4

Name of item	Designation	Picture	Thickness (mm)	Admissible load admF EN 13964 [N]	Load-bearing capacity at rupture (normal failure load)	Recommended load admF [N]	Load-bearing capacity class DIN 18168-2 [kN]
Wire with hook 125 mm	HAK 0125		4,0	462	1378	400	0,15
Wire with hook 250 mm	HAK 0250						
Wire with hook 375 mm	HAK 0375						
Wire with hook 500 mm	HAK 0500						
Wire with hook 750 mm	HAK 0750						
Wire with hook 1000 mm	HAK 1000						
Wire with hook 1200 mm	HAK 1200						
Wire with hook 1250 mm	HAK 1250						
Wire with hook 1500 mm	HAK 1500						
Wire with hook 1750 mm	HAK 1750						
Wire with hook 2000 mm	HAK 2000						
Wire with hook 2500 mm	HAK 2500						
Wire with hook 3000 mm	HAK 3000						
Wire with hook 3500 mm	HAK 3500						
Wire with hook 4000 mm	HAK 4000						
Wire with hook 5000 mm	HAK 5000						
CD hanger 320 mm	KZ 320		1,00	393	1225	250	0,25
Suspente pivotante "Cavalier"			1,00	571	1680	400	0,40
CD Section Connector, 80 mm	SCD		0,50	NDP	NDP	NDP	NDP

NPD: No Performance Determined

The performance of the product identified in points 1 is in conformity with the declared performance in point 7. This declaration of performance is issued under the sole responsibility of the manufacturer identified in point 4.

Budapest, July 23, 2015

Attila Piros
Managing Director



Saint-Gobain Construction Products Hungary Kft.
Székhely: 2085 Pilisvörösvár, Bécsi út 07/5. hrsz.
Bankszámlaszám: 10800007-00000000-13605076
Adószám: 10426577-2-44

5

SAINT-GOBAIN

Saint-Gobain Construction Products Hungary Kft. - Rigips

Invoice address: H-2085 Pilisvörösvár, Bécsi út 07/5. hrsz. • Postal Address: 1555. Budapest, Pf. 94.

Office Address: H-1134. Budapest, Róbert Károly körút 64-66./B 3th Floor • Phone: +00 36 1 298 0500 • Fax: +00 36 1 295 0662 • www.rigips.hu
Plasterboard Plant: H-Halmajugra, Kültérület • Postal address: H-3201 Gyöngyös, Pf. 35. • Phone: +00 36 37 528 073 • Fax: +00 36 37 528 074